



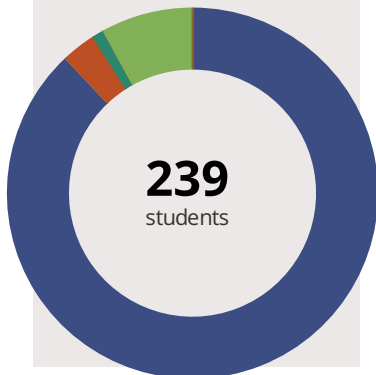
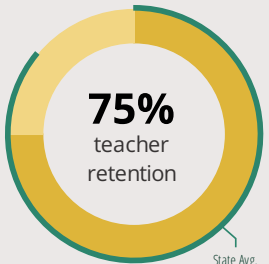
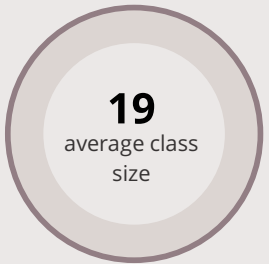
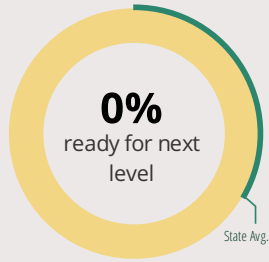
# MARQUETTE ELEM SCHOOL

100 JOLIET RD MARQUETTE HEIGHTS, IL 61554 1300 (309) 382-3612

Grades: P-2  
District: N PEKIN & MARQUETTE HGHT SD 102

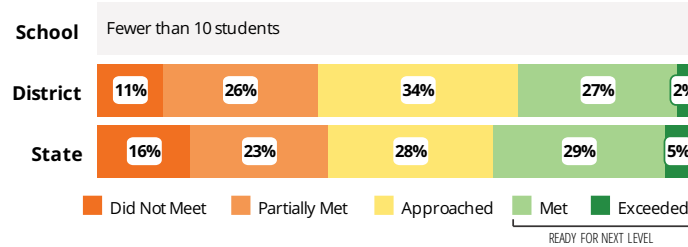
Principal: Mrs. Jennifer Dietrich  
Superintendent: Mr. Byron Sondgeroth

## FAST FACTS



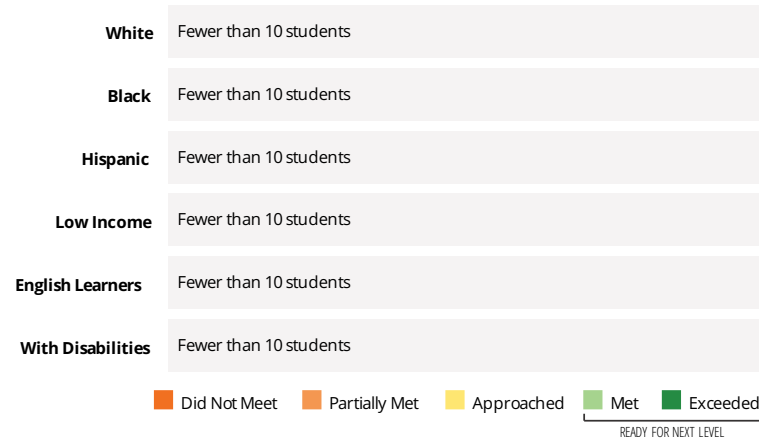
## Academic Success

All Illinois students in grades 3-8 take the PARCC assessment each year. High school students take the PARCC in specific Math or English Language Arts (ELA) courses.



## Success by Student Group

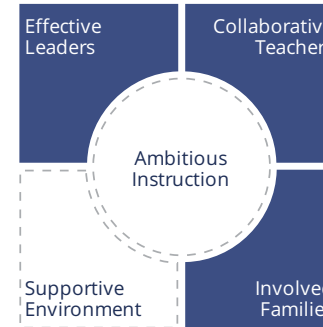
This display shows PARCC performance levels for each student group. No data is shown for groups with fewer than 10 students.



## Student Characteristics

White	88%	Low Income	50%
Black	0%	English Learners	1%
Hispanic	3%	With Disabilities	18%
Asian	1%	Homeless	5%
American Indian	0%		
Two or More Races	8%		
Pacific Islander	0%		

## School Environment



The **5Essentials Survey** allows students in grades 6-12 and all teachers to share their perspectives on essential conditions for learning. The anonymous survey consists of 5 components.

- Most implementation
- More implementation
- Average implementation
- Less implementation
- Least implementation
- Not Applicable/Low Response

### Response Rates

Students	-
Teachers	94%

### More Effective Leaders

Do principals and teachers implement a shared vision for success?

### More Collaborative Teachers

Do teachers collaborate to promote professional growth?

### Ambitious Instruction

Are the classes challenging and engaging?

### Supportive Environment

Is the school safe, demanding, and supportive?

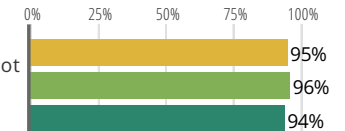
### More Involved Families

Does the entire staff build strong external relationships?

## Student Attendance and Mobility

### Attendance Rate

Rate at which students are present at school, not including excused or unexcused absences



### Chronic Truancy Rate

Percentage of students who have been absent without valid reasons for 5% or more of regular school days

10%

9%

9%

12%

### Student Mobility

Percentage of students who transfer in or out of the school during the school year, not including graduates

School 9%, District 9%, State 12%



# MARQUETTE ELEM SCHOOL

## School Highlights

### Academic Courses

Bilingual Support, Preschool For All Program, Title 1 Programs

### Physical Education, Health and Wellness

Daily Physical Education, Health Education Courses, Jump Rope for Heart

### Other Programs and Activities

21st Century Schools Enrichment Programs, 21st Century Schools Summer Camp, After School Care, Before School Care, Drama/Theatre, Family Nights, Music Class, Parent Associations

### School Awards

ExceleRate Illinois Gold Circle of Quality for our Preschool for All Progra, PBIS (Positive Behavior Interventions and Supports) Bronze Level Recipient

## Career Development Courses and Programs

## Athletics

## School Personnel Resources

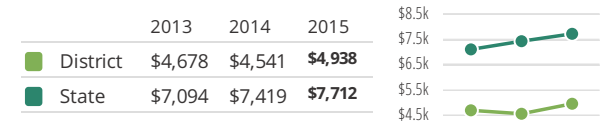
English as a Second Language Teacher, General Administrator or General Supervi, Librarian/Media Specialist, Paraprofessional, Pre-Kindergarten Teacher, Reading Specialist, School Psychologist, School Social Worker, Special Education Teacher, Speech Language Pathology Teacher

## Facilities

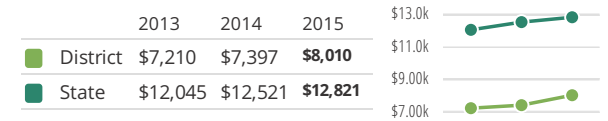
Music Education Room, Parent Resource Room, Title I Intervention Room

## District Finance

**Instructional Spending per Pupil** includes only the activities directly dealing with the teaching of students or the interaction between teachers and students.



**Operational Spending per Pupil** includes all costs for overall operations in this school's district, including Instructional Spending, but excluding summer school, adult education, capital expenditures, and long-term debt payments.



## Educator Measures

This school has had **1 principal(s)** over the past 6 years. In the last three years, an average of **75% of teachers** return to this school each year.

## FOR MORE INFORMATION

Visit [IllinoisReportCard.com](http://IllinoisReportCard.com) to see additional details about each item of information for this school. There you will find charts spanning multiple years, detailed explanations, resources, more of the school's programs and activities, and powerful tools that let you dig deeper into data.

Most of this data has been collected by ISBE from school districts through data systems. Some information, such as the School Highlights, is entered directly by principals and can be updated throughout the year.