



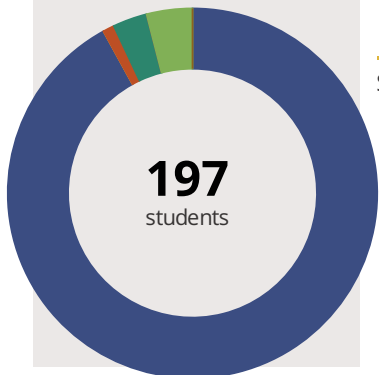
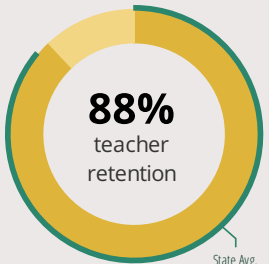
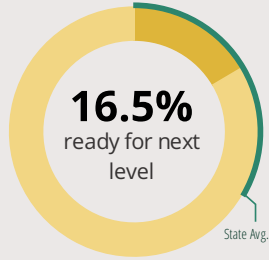
GEORGETOWNE MIDDLE SCHOOL

51 YATES RD MARQUETTE HEIGHTS, IL 61554 1152 (309) 382-3456

Grades: 6-8
District: N PEKIN & MARQUETTE HGHT SD 102

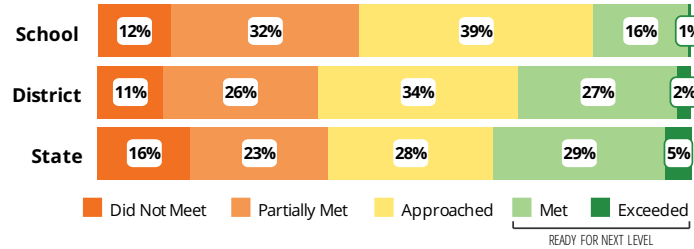
Principal: Mr. Bob Ketcham
Superintendent: Mr. Byron Sondgeroth

FAST FACTS



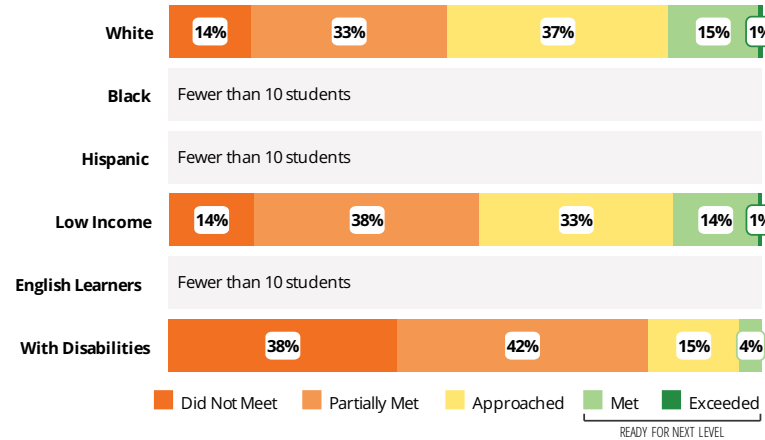
Academic Success

All Illinois students in grades 3-8 take the PARCC assessment each year. High school students take the PARCC in specific Math or English Language Arts (ELA) courses.



Success by Student Group

This display shows PARCC performance levels for each student group. No data is shown for groups with fewer than 10 students.



Student Characteristics

White	92%	Low Income	58%
Black	0%	English Learners	0%
Hispanic	1%	With Disabilities	10%
Asian	3%	Homeless	9%
American Indian	0%		
Two or More Races	4%		
Pacific Islander	0%		

School Environment



The **5Essentials Survey** allows students in grades 6-12 and all teachers to share their perspectives on essential conditions for learning. The anonymous survey consists of 5 components.

- Most implementation
- More implementation
- Average implementation
- Less implementation
- Least implementation
- Not Applicable/Low Response

Response Rates

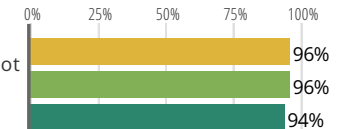
Students	70%
Teachers	83%

- Less Effective Leaders**
Do principals and teachers implement a shared vision for success?
- Less Collaborative Teachers**
Do teachers collaborate to promote professional growth?
- More Ambitious Instruction**
Are the classes challenging and engaging?
- Less Supportive Environment**
Is the school safe, demanding, and supportive?
- Less Involved Families**
Does the entire staff build strong external relationships?

Student Attendance and Mobility


Attendance Rate

Rate at which students are present at school, not including excused or unexcused absences



Chronic Truancy Rate

Percentage of students who have been absent without valid reasons for 5% or more of regular school days



Student Mobility

Percentage of students who transfer in or out of the school during the school year, not including graduates





GEORGETOWNE MIDDLE SCHOOL

School Highlights

Academic Courses

Our mission at Georgetowne Middle School is to provide our students with the academic and social skills necessary to become lifelong learners and responsible citizens. To accomplish this we offer a rigorous curriculum that is aligned with current state standards and emphasizes 21st century skills.

Physical Education, Heath and Wellness

Health Education Courses, Nutrition, Physical Education 1, Physical Education 2, Physical Education 3

Other Programs and Activities

We are proud to offer a wide variety of programs that may interest students. The programs we offer are designed to assist us in accomplishing our mission which is to provide the skills necessary to produce life long learners and quality citizens.

School Awards

GMS is proud to be a PBIS school. PBIS provides our students with the structure that is necessary to provide a quality learning environment. Our staff works hard to continually improve our PBIS program from year to year.

Career Development Courses and Programs

Athletics

Georgetowne Middle School offers a variety of extra-curricular athletics. We take pride in offering students chance to compete in quality programs with coaches who care about our student athletes. All of our coaches and extra-curricular athletic programs are affiliated with the IESA.

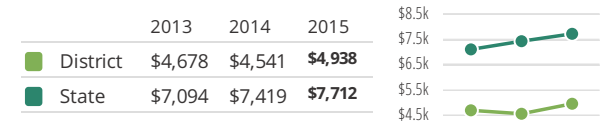
School Personnel Resources

Paraprofessional, Special Education Teacher, Speech Language Pathology Teacher

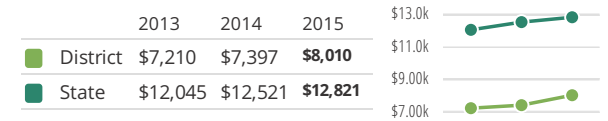
Facilities

District Finance

Instructional Spending per Pupil includes only the activities directly dealing with the teaching of students or the interaction between teachers and students.



Operational Spending per Pupil includes all costs for overall operations in this school's district, including Instructional Spending, but excluding summer school, adult education, capital expenditures, and long-term debt payments.



Educator Measures

This school has had **1 principal(s)** over the past 6 years. In the last three years, an average of **88% of teachers** return to this school each year.

FOR MORE INFORMATION

Visit IllinoisReportCard.com to see additional details about each item of information for this school. There you will find charts spanning multiple years, detailed explanations, resources, more of the school's programs and activities, and powerful tools that let you dig deeper into data.

Most of this data has been collected by ISBE from school districts through data systems. Some information, such as the School Highlights, is entered directly by principals and can be updated throughout the year.